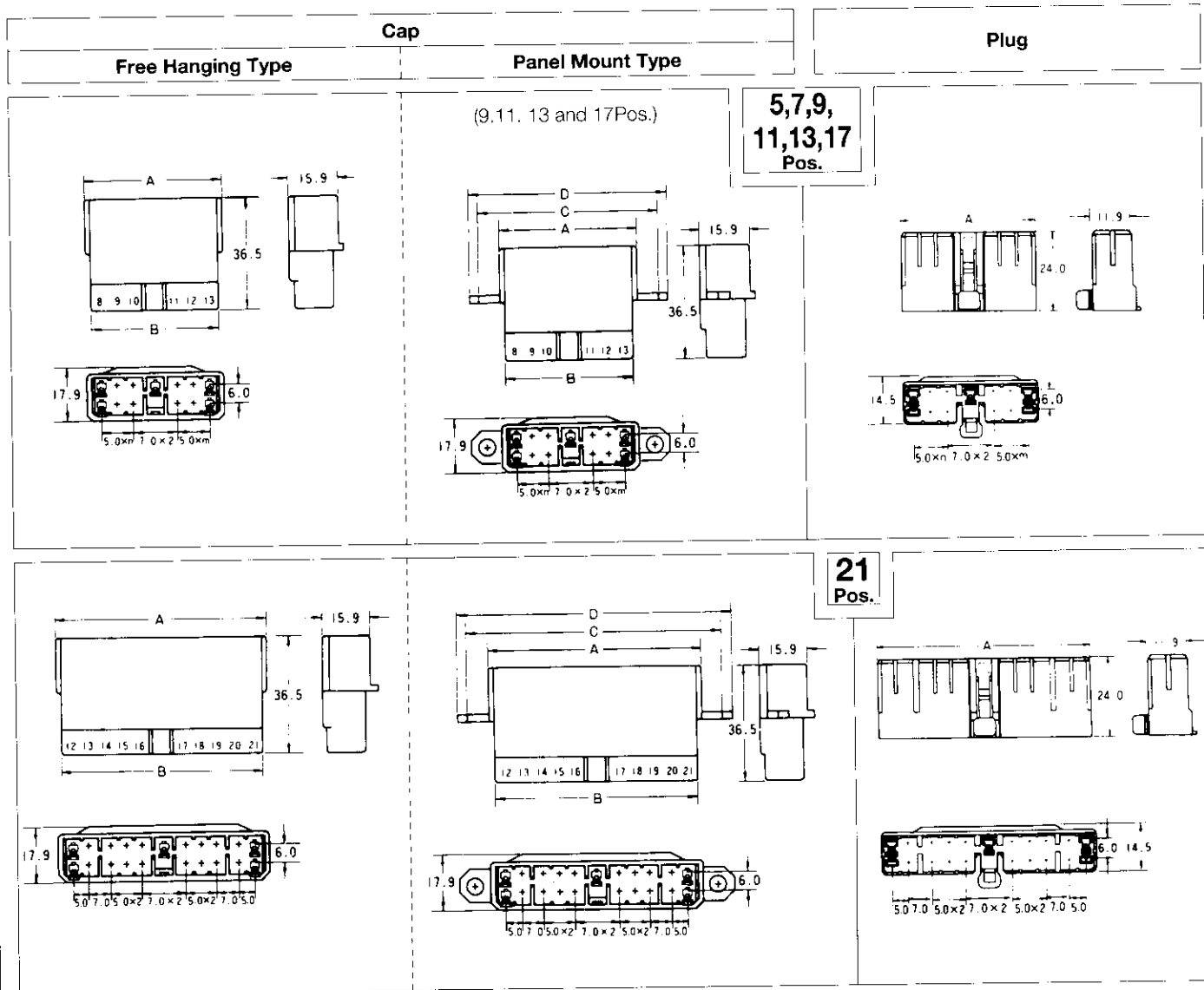


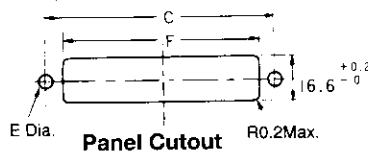
Multiple Interlock Connectors (MIC) Mark II (Wire to Wire Applications)



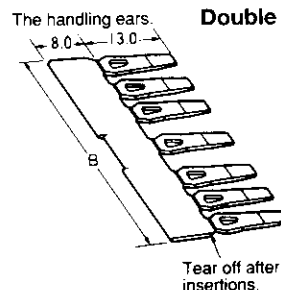
| No. of Pos. | Dimensions | | | | | Part No. of Cap | | | | |
|-------------|------------|------|------|------|-----|-----------------|------------|---|--------------|-------------|
| | A | B | C | D | E | F | n | m | Free Hanging | Panel Mount |
| 5 | 23.6 | 20.3 | — | — | — | — | — | — | 172504-1 | — |
| 7 | 28.6 | 25.3 | — | — | — | — | 1 | — | 172505-1 | 172827-1† |
| 9 | 33.6 | 30.3 | 42.0 | 50.0 | 4.5 | 34.3 | 1 | 1 | 172506-1 | 172513-1 |
| 11 | 38.6 | 35.3 | 47.0 | 56.0 | 4.5 | 39.3 | 2 | 1 | 172507-1 | 172514-1 |
| 13 | 43.6 | 40.3 | 53.0 | 63.0 | 5.5 | 44.3 | 2 | 2 | 172508-1 | 172515-1 |
| 17 | 53.6 | 50.3 | 63.0 | 73.0 | 5.5 | 54.3 | 3 | 3 | 172509-1 | 172516-1 |
| 21 | 67.6 | 64.3 | 77.0 | 87.0 | 5.5 | 68.3 | See figure | | 172510-1 | 172517-1 |

| No. of Pos. | Dimensions | | | Part No. of Plug |
|-------------|------------|------------|---|------------------|
| | A | n | m | |
| 5 | 20.0 | — | — | 172494-1 |
| 7 | 25.0 | — | 1 | 172495-1 |
| 9 | 30.0 | 1 | 1 | 172496-1 |
| 11 | 35.0 | 1 | 2 | 172497-1 |
| 13 | 40.0 | 2 | 2 | 172498-1 |
| 17 | 50.0 | 3 | 3 | 172500-1 |
| 21 | 64.0 | See figure | | 172501-1 |

Note: The dimensions of C, D, E and F are applicable to the cap housings of panel mount type.
†As the panel mounting method is different, please request the drawing for the through type.
(The recommended panel lock dimensions: 116-5571)



*The material of housing is 66 nylon.
*The color of housing is natural. For other color, contact our Sales Department.
*The material of double lock plate is PBT, color is black.



| No. of Pos. | Dimensions | Part No. of Double Lock Plate |
|-------------|------------|-------------------------------|
| | | |
| 5 | 20.0 | 174395-2 |
| 7 | 25.0 | 174396-2 |
| 9 | 30.0 | 174397-2 |
| 11 | 35.0 | 174398-2 |
| 13 | 40.0 | 174399-2 |
| 17 | 50.0 | 174400-2 |
| 21 | 64.0 | 174401-2 |